

Signify Classified - Internal
Cooper Lighting Solutions Photometric Lab
1121 Highway 74 South
Peachtree City, GA 30269



Scaled data based on original data using
LM-79-08 Approved Method: Electrical and Photometric Measurements of Solid-
State Lighting Products

Test Report Prepared for
Cooper Lighting Solutions
(formerly Eaton)

Brand: STREETWORKS

Report Number: P867978

Luminaire Tested: **MEM2-HSN-SA-100-740-U-T2U**

Issue Date: 08/21/2024



Test Information

Test Method: LM-79-08
Report Number: P867978
Test Lab: INNOVATION CENTER(G3)
Issue Date: 08/21/2024
Manufacturer: COOPER LIGHTING SOLUTIONS (FORMERLY EATON)
Product Line: STREETWORKS
Catalog Number: MEM2-HSN-SA-100-740-U-T2U
Description: EPIC MODERN SHORT HOUSING DISCRETE LED ARRAYS 100W 70CRI 4000K
FITXURE w/ TYPE II URBAN DISTRIBUTION OPTIC
Light Source: (20) 4000K CCT, 70 CRI LEDS
Ballast/Driver: ELECTRONIC DRIVER

Summary

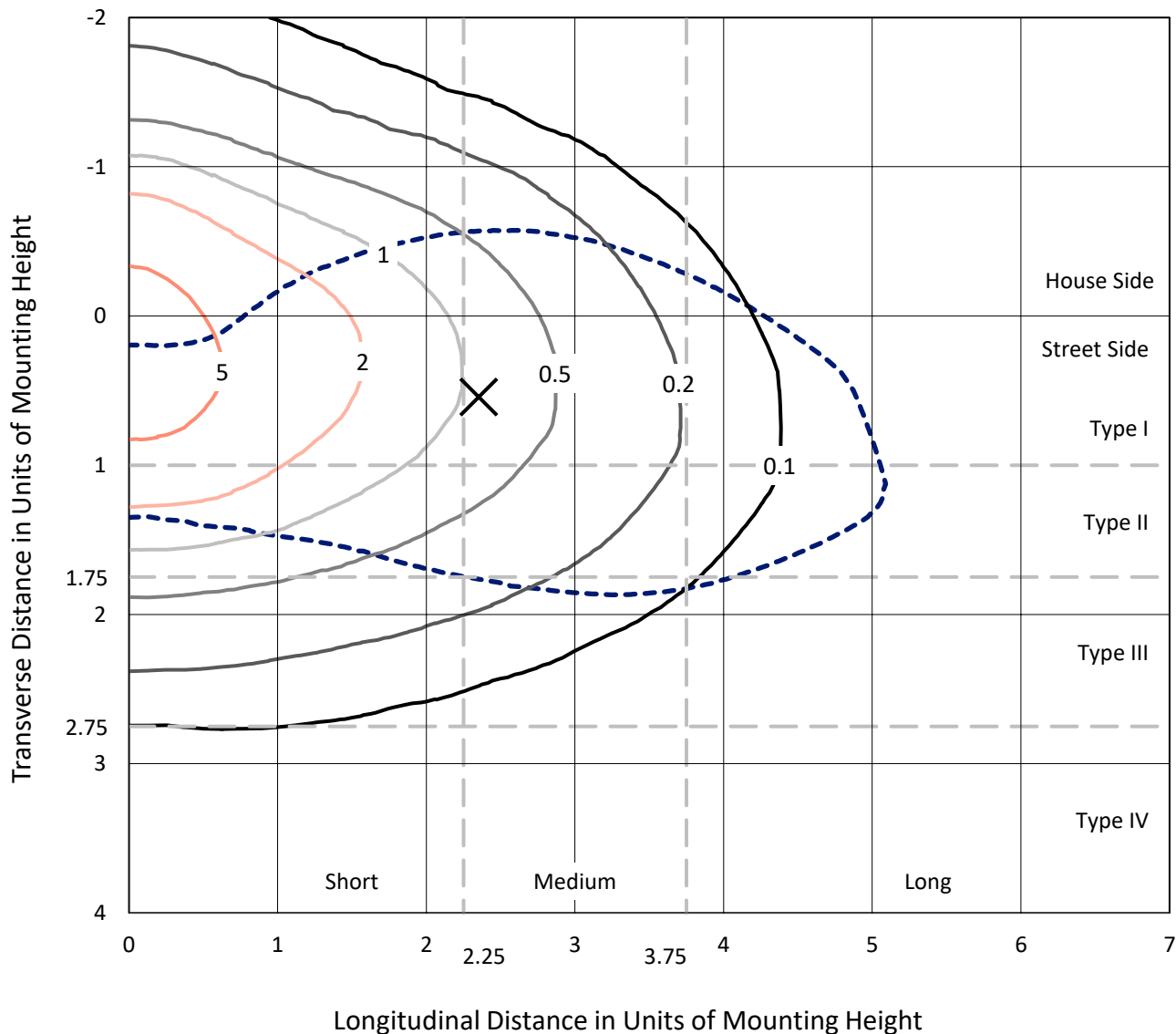
Lumens per Lamp: N/A
Luminaire Lumens: 13864.7 lumens
Efficiency: N/A
Efficacy: 137.3 lumens/watt
Luminous Opening: Rectangular (W 0.67' x L: 0.33' x H: 0')
IES Classification: Type III - Medium
BUG Rating: B3 - U0 - G3

Input Watts (W): 101
Input Voltage (V): 120
Input Current (A_{in}): NR
Voltage Rise (V): NR
Power Factor: 0.99
Total Harmonic Distortion (THDi): 9.45%
Frequency (hertz): 60
Stabilization Time: NR
Operation Time: NR
Ambient Temperature (°C): NR
Test Distance: 24 FT

REPORT NUMBER: P867978
 CATALOG NUMBER: MEM2-HSN-SA-100-740-U-T2U

Iso-Footcandle Lines of Horizontal Illumination

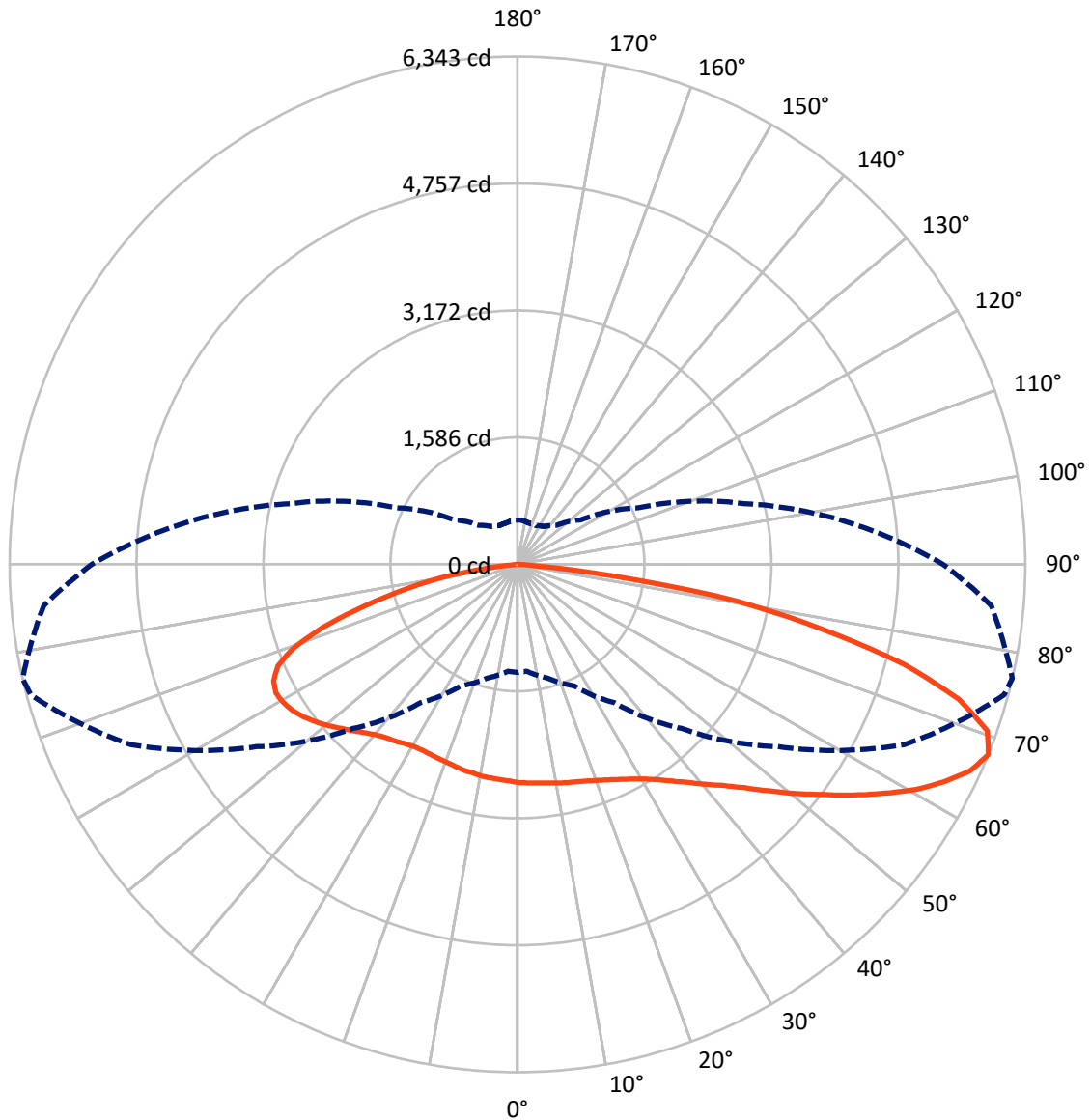
× Max cd
 - - - 1/2 Max cd



Based on 20 foot mounting height. Maximum calculated value = 7.5 fc
 Type III - Medium - N/A

REPORT NUMBER: P867978
CATALOG NUMBER: MEM2-HSN-SA-100-740-U-T2U

Luminous Intensity Polar Plot



— Vertical Plane Through 77-Deg Lateral - - - Horizontal Cone Through 67.5-Deg Vertical

REPORT NUMBER: P867978
 CATALOG NUMBER: MEM2-HSN-SA-100-740-U-T2U

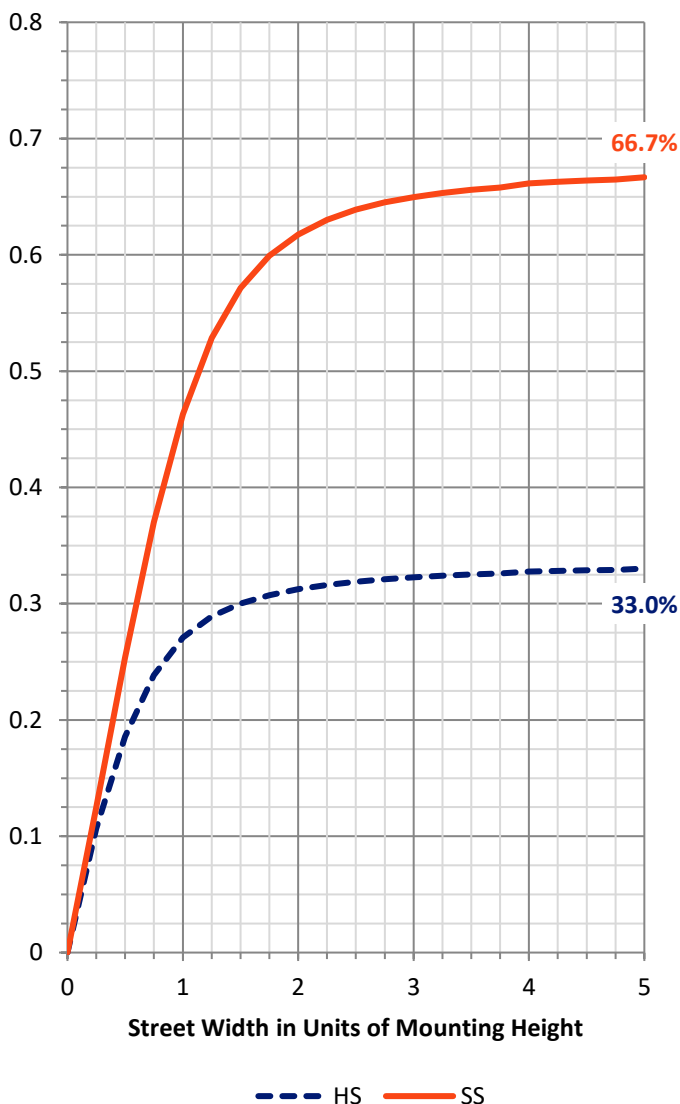
FLUX DISTRIBUTION:

		Downward	Upward	Total
House Side	Lumens	4610.5	0.0	4610.5
	% Fixture	33.3	0.0	33.3
Street Side	Lumens	9254.2	0.0	9254.2
	% Fixture	66.7	0.0	66.7
Total	Lumens	13864.7	0.0	13864.7
	% Fixture	100.0	0.0	100.0

ZONAL LUMENS:

Zone	Lumens	% Fixture
0°-10°	262.0	1.9
10°-20°	794.6	5.7
20°-30°	1339.6	9.7
30°-40°	1901.0	13.7
40°-50°	2405.2	17.3
50°-60°	2634.8	19.0
60°-70°	2546.9	18.4
70°-80°	1712.9	12.4
80°-90°	267.7	1.9
90°-100°	0.0	0.0
100°-110°	0.0	0.0
110°-120°	0.0	0.0
120°-130°	0.0	0.0
130°-140°	0.0	0.0
140°-150°	0.0	0.0
150°-160°	0.0	0.0
160°-170°	0.0	0.0
170°-180°	0.0	0.0
0°-90°	13864.7	100.0
0°-180°	13864.7	100.0

Coefficient of Utilization



REPORT NUMBER: P867978

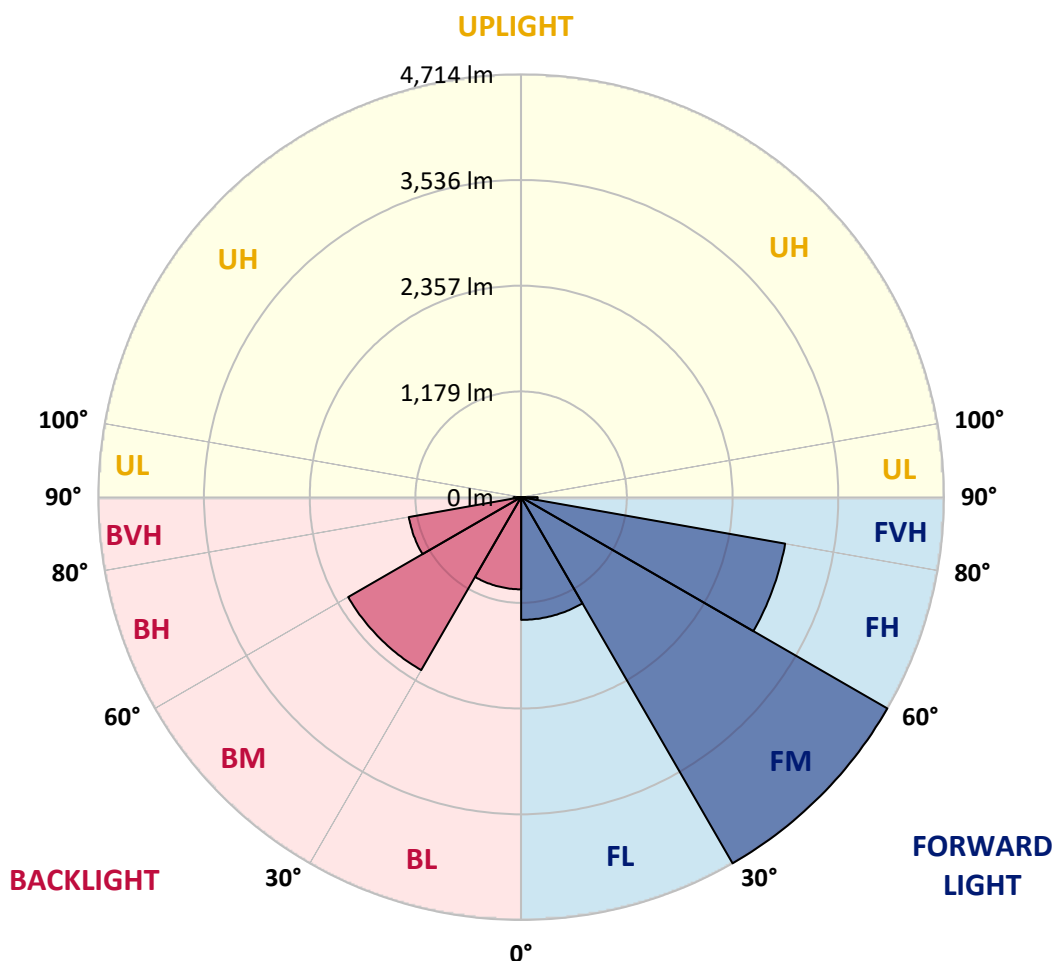
CATALOG NUMBER: MEM2-HSN-SA-100-740-U-T2U

LUMINAIRE CLASSIFICATION SYSTEM LUMEN TABLE AND BUG RATING:

Zone		Lumens	% Fixture	Zone Rating/Lumen Limit		
				B	U	G
FL	(0°-30°)	1368.5	9.9			
FM	(30°-60°)	4714.2	34.0			
FH	(60°-80°)	2988.3	21.6			G2/5000
FVH	(80°-90°)	183.3	1.3			G2/225
BL	(0°-30°)	1027.8	7.4	B3/2500		
BM	(30°-60°)	2226.8	16.1	B2/2500		
BH	(60°-80°)	1271.6	9.2	B3/2500		G3/2500
BVH	(80°-90°)	84.4	0.6			G1/100
UL	(90°-100°)	0.0	0.0		U0/0	
UH	(100°-180°)	0.0	0.0		U0/0	

BUG Rating: B3-U0-G3

Type III Medium





REPORT NUMBER: P867978

CATALOG NUMBER: MEM2-HSN-SA-100-740-U-T2U

CANDELA DISTRIBUTION (FULL):

	0°	5°	15°	25°	35°	45°	55°	65°	75°	77°	85°
0°	2725.9	2725.9	2725.9	2725.9	2725.9	2725.9	2725.9	2725.9	2725.9	2725.9	2725.9
2.5°	2786.3	2783.5	2769.8	2775.3	2758.9	2769.8	2753.4	2739.7	2736.9	2734.2	2736.9
5°	2874.0	2860.3	2846.6	2838.4	2824.7	2819.2	2791.8	2764.3	2747.9	2745.1	2739.7
7.5°	2975.5	2970.0	2950.8	2939.9	2901.5	2882.3	2843.9	2794.5	2769.8	2758.9	2745.1
10°	3079.7	3093.4	3068.7	3046.8	3002.9	2961.8	2896.0	2832.9	2783.5	2778.1	2747.9
12.5°	3208.6	3205.9	3189.4	3151.0	3098.9	3041.3	2961.8	2874.0	2808.2	2797.3	2753.4
15°	3323.8	3321.0	3299.1	3263.5	3194.9	3123.6	3016.6	2915.2	2832.9	2816.4	2764.3
17.5°	3430.7	3425.3	3411.5	3373.2	3288.1	3200.4	3096.2	2961.8	2863.1	2843.9	2772.6
20°	3524.0	3529.5	3513.0	3474.6	3395.1	3301.9	3170.2	3022.1	2901.5	2879.5	2797.3
22.5°	3625.5	3628.2	3620.0	3606.3	3504.8	3406.1	3263.5	3090.7	2945.3	2923.4	2824.7
25°	3732.4	3735.2	3740.6	3732.4	3617.2	3510.3	3359.4	3175.7	3005.7	2975.5	2863.1
27.5°	3855.8	3858.6	3869.5	3853.1	3729.7	3617.2	3466.4	3266.2	3068.7	3035.8	2896.0
30°	3995.7	4006.7	3998.4	3992.9	3850.3	3740.6	3573.4	3359.4	3151.0	3109.9	2953.6
32.5°	4163.0	4160.2	4143.8	4127.3	3982.0	3866.8	3694.0	3480.1	3252.5	3205.9	3046.8
35°	4283.6	4283.6	4259.0	4250.7	4116.3	3995.7	3825.7	3614.5	3367.7	3323.8	3145.5
37.5°	4357.7	4368.6	4349.5	4354.9	4226.0	4113.6	3957.3	3751.6	3493.8	3455.4	3266.2
40°	4385.1	4412.5	4429.0	4450.9	4322.0	4226.0	4097.1	3899.7	3655.6	3611.7	3411.5
42.5°	4390.6	4431.7	4489.3	4535.9	4390.6	4311.1	4231.5	4050.5	3814.7	3776.3	3570.6
45°	4363.2	4344.0	4483.8	4489.3	4429.0	4379.6	4349.5	4231.5	4045.0	3982.0	3768.1
47.5°	4154.7	4132.8	4171.2	4346.7	4382.4	4409.8	4470.1	4442.7	4275.4	4226.0	3995.7
50°	3817.4	3806.5	3960.0	4149.3	4267.2	4407.0	4568.8	4645.6	4530.4	4500.3	4283.6
52.5°	3260.7	3230.6	3543.2	3910.7	4116.3	4379.6	4637.4	4854.1	4818.4	4774.5	4530.4
55°	2906.9	2906.9	3118.1	3576.1	3924.4	4280.9	4681.3	5073.4	5136.5	5087.2	4812.9
57.5°	2528.5	2558.7	2778.1	3093.4	3647.4	4099.9	4675.8	5257.2	5443.7	5397.0	5111.8
60°	2204.9	2229.6	2355.7	2673.8	3321.0	3861.3	4615.5	5408.0	5728.9	5712.4	5375.1
62.5°	1875.8	1906.0	2007.4	2306.4	2890.5	3587.1	4489.3	5490.3	5997.6	5981.2	5641.1
65°	1612.5	1615.3	1716.7	1966.3	2459.9	3255.2	4267.2	5473.8	6206.1	6217.0	5866.0
67.5°	1349.3	1341.0	1472.7	1675.6	2108.9	2898.7	3971.0	5328.5	6293.8	6343.2	5940.0
70°	992.7	1003.7	1187.5	1412.3	1782.6	2487.4	3556.9	5046.0	6151.2	6228.0	5770.0
72.5°	745.9	767.9	946.1	1179.2	1489.1	2076.0	3104.4	4555.1	5753.6	5764.5	5251.7
75°	606.1	611.6	770.6	979.0	1220.4	1664.6	2492.8	3803.7	4865.0	4991.2	4461.9
77.5°	515.6	510.1	586.9	789.8	984.5	1330.1	1878.5	2893.2	3820.2	3877.8	3493.8
80°	438.8	436.0	463.5	639.0	770.6	948.9	1286.2	2015.7	2725.9	2789.0	2481.9
82.5°	230.4	246.8	241.3	394.9	436.0	499.1	617.0	916.0	1190.2	1206.7	1140.8
85°	11.0	11.0	11.0	16.5	27.4	43.9	85.0	85.0	93.2	178.3	202.9
87.5°	2.7	2.7	5.5	5.5	5.5	8.2	8.2	11.0	11.0	11.0	11.0
90°	0.0	0.0	0.0	0.0	0.0	0.0	0.0	0.0	0.0	0.0	0.0



REPORT NUMBER: P867978
 CATALOG NUMBER: MEM2-HSN-SA-100-740-U-T2U

CANDELA DISTRIBUTION (continued):

	90°	95°	105°	115°	125°	135°	145°	155°	165°	175°	180°
0°	2725.9	2725.9	2725.9	2725.9	2725.9	2725.9	2725.9	2725.9	2725.9	2725.9	2725.9
2.5°	2731.4	2720.5	2704.0	2706.8	2704.0	2704.0	2690.3	2679.3	2676.6	2682.1	2693.0
5°	2734.2	2717.7	2693.0	2684.8	2676.6	2671.1	2649.2	2632.7	2624.5	2630.0	2632.7
7.5°	2734.2	2709.5	2682.1	2665.6	2643.7	2627.2	2602.5	2580.6	2569.6	2572.4	2577.9
10°	2728.7	2701.3	2679.3	2646.4	2610.8	2591.6	2553.2	2525.8	2512.0	2514.8	2501.1
12.5°	2728.7	2698.5	2654.6	2624.5	2575.1	2534.0	2503.8	2473.6	2462.7	2451.7	2446.2
15°	2731.4	2693.0	2649.2	2586.1	2528.5	2484.6	2446.2	2427.0	2410.6	2405.1	2407.8
17.5°	2731.4	2693.0	2627.2	2553.2	2487.4	2432.5	2399.6	2377.7	2372.2	2366.7	2366.7
20°	2745.1	2695.8	2608.0	2520.3	2438.0	2380.4	2350.2	2336.5	2336.5	2328.3	2328.3
22.5°	2767.1	2701.3	2597.1	2492.8	2396.9	2333.8	2300.9	2284.4	2292.6	2287.2	2284.4
25°	2791.8	2720.5	2583.3	2454.5	2342.0	2276.2	2243.3	2232.3	2229.6	2215.9	2235.1
27.5°	2811.0	2734.2	2575.1	2416.1	2292.6	2215.9	2174.7	2155.5	2141.8	2147.3	2141.8
30°	2863.1	2772.6	2577.9	2383.1	2237.8	2144.6	2095.2	2073.3	2067.8	2067.8	2067.8
32.5°	2934.4	2821.9	2597.1	2369.4	2185.7	2076.0	2015.7	1993.7	1988.2	1977.3	1982.8
35°	3024.9	2896.0	2627.2	2347.5	2144.6	1996.5	1930.7	1900.5	1892.3	1881.3	1881.3
37.5°	3126.3	2970.0	2649.2	2336.5	2089.7	1914.2	1840.2	1801.8	1796.3	1785.3	1790.8
40°	3255.2	3071.5	2684.8	2314.6	2026.6	1840.2	1741.4	1678.4	1692.1	1697.5	1708.5
42.5°	3400.6	3200.4	2739.7	2292.6	1977.3	1763.4	1618.0	1554.9	1571.4	1565.9	1576.9
45°	3598.0	3351.2	2808.2	2284.4	1916.9	1670.1	1491.9	1420.6	1415.1	1406.9	1412.3
47.5°	3803.7	3532.2	2874.0	2268.0	1851.1	1554.9	1349.3	1258.8	1236.8	1225.9	1214.9
50°	4017.6	3713.2	2950.8	2257.0	1763.4	1426.0	1206.7	1102.4	1061.3	1047.6	1033.9
52.5°	4259.0	3907.9	3016.6	2229.6	1667.4	1291.7	1077.8	959.8	913.2	885.8	888.5
55°	4514.0	4086.2	3077.0	2196.7	1557.7	1165.5	948.9	850.1	803.5	795.3	795.3
57.5°	4749.8	4269.9	3120.9	2139.1	1448.0	1042.1	841.9	756.9	735.0	745.9	745.9
60°	4991.2	4418.0	3142.8	2076.0	1335.6	937.9	767.9	699.3	688.3	710.3	713.0
62.5°	5185.9	4535.9	3137.3	1988.2	1212.1	847.4	696.6	641.7	647.2	685.6	693.8
65°	5325.7	4593.5	3068.7	1856.6	1094.2	767.9	633.5	581.4	581.4	608.8	617.0
67.5°	5314.8	4519.5	2931.6	1672.9	968.1	688.3	575.9	534.8	534.8	554.0	551.2
70°	5089.9	4264.4	2671.1	1450.7	844.7	619.8	526.5	496.4	493.6	501.9	499.1
72.5°	4549.6	3746.1	2265.2	1198.4	729.5	551.2	477.2	449.8	444.3	433.3	425.1
75°	3754.3	3077.0	1768.8	954.4	617.0	485.4	430.6	405.9	383.9	397.6	389.4
77.5°	2912.4	2361.2	1316.4	740.4	501.9	422.3	383.9	356.5	351.0	400.4	383.9
80°	2125.4	1631.7	929.7	529.3	389.4	342.8	320.9	298.9	378.5	507.3	504.6
82.5°	943.4	787.1	425.1	252.3	181.0	150.8	126.2	142.6	238.6	233.1	241.3
85°	85.0	87.8	46.6	30.2	19.2	16.5	11.0	11.0	8.2	8.2	8.2
87.5°	11.0	11.0	8.2	8.2	5.5	5.5	5.5	5.5	2.7	2.7	2.7
90°	0.0	0.0	0.0	0.0	0.0	0.0	0.0	0.0	0.0	0.0	0.0

LM-79-2019: Approved Method: Electrical and Photometric Measurements of Solid-State Lighting Products

Report Prepared for

Cooper Lighting Solutions

Streetworks

Report Number: SP1-2407-157-5

Test Date: 08/07/2024

Luminaire Tested: MEM2-HTN-SA-30-740-U-5WQ-2

Data in this report applies to families of products including MEM2-HTN-SA-30-740-U-5WQ-2

Test Information

Test Method: LM-79-2019
 Report Number: SP1-2407-157-5
 Test Lab: COOPER LIGHTING SOLUTIONS
 Photometer: SP1 - 76IN SPHERE
 Measurement Geometry: 4π
 Issue Date: 08/20/2024
 Manufacturer: COOPER LIGHTING SOLUTIONS
 Product Line: Streetworks
 Catalog Number: **MEM2-HTN-SA-30-740-U-5WQ-2**
 Description: Epic Modern Light Square 30W 5WQ Optic and Flare Trim

Spectral Parameters

CCT (K): 3915
 CIE u': 0.2262
 CIE v': 0.5044
 Duv: 0.0010
 CIE x: 0.3850
 CIE y: 0.3816
 CIE z: 0.2334
 Peak Wavelength (nm): 449
 Dominant Wavelength (nm): 578
 Purity: 30.05482
 R_f: 73.2
 R_g: 93.9

CRI (Ra):	71.0		
R1:	67.6	R9:	-38.4
R2:	78.3	R10:	48.9
R3:	87.1	R11:	65.3
R4:	69.7	R12:	40.4
R5:	67.4	R13:	69.3
R6:	69.3	R14:	92.6
R7:	79.7	R15:	59.9
R8:	48.7		



Test Conditions

Stabilization Time: 21M
 Operation Time: 1H 21M
 Sphere Temperature (°C): 24.2

REPORT NUMBER: SP1-2407-157-5

Measurement and Test Equipment			
Instrument	Identification Number	Calibration Date	Calibration Due Date
Photometer	IN0058	6/18/2024	12/18/2024
Power Meter	INXT2011004	2/8/2024	2/8/2025
AC Power Source	IN0063	10/24/2023	10/24/2024
DC Power Source	IN0208	10/24/2023	10/24/2024
Sphere Thermometer	IN0085	10/24/2023	10/24/2024
Room Thermometer	IN0046	10/24/2023	10/24/2024

REPORT NUMBER: SP1-2407-157-5

CIE 1931 Chromaticity Diagram



CIE 1931 Chromaticity Diagram with 2017 ANSI 7-Step and 4-Step Quadrangles



Point lies inside the ANSI 4000K 4-step quadrangle

REPORT NUMBER: SP1-2407-157-5

Photopic Flux vs. Wavelength



Photopic Lumens: NR

λ (nm)	Power W [^] /nm	Lumens (φ/nm)	λ (nm)	Power W [^] /nm	Lumens (φ/nm)	λ (nm)	Power W [^] /nm	Lumens (φ/nm)	λ (nm)	Power W [^] /nm	Lumens (φ/nm)	λ (nm)	Power W [^] /nm	Lumens (φ/nm)
360	0	NR	490	112	NR	620	618	NR	750	15	NR	880	0	NR
365	0	NR	495	153	NR	625	563	NR	755	13	NR	885	0	NR
370	0	NR	500	216	NR	630	510	NR	760	11	NR	890	0	NR
375	0	NR	505	291	NR	635	456	NR	765	9	NR	895	0	NR
380	0	NR	510	366	NR	640	407	NR	770	8	NR	900	0	NR
385	0	NR	515	436	NR	645	359	NR	775	7	NR	905	0	NR
390	0	NR	520	492	NR	650	316	NR	780	6	NR	910	0	NR
395	2	NR	525	536	NR	655	277	NR	785	5	NR	915	0	NR
400	4	NR	530	567	NR	660	240	NR	790	4	NR	920	0	NR
405	7	NR	535	596	NR	665	208	NR	795	4	NR	925	0	NR
410	12	NR	540	619	NR	670	179	NR	800	3	NR	930	0	NR
415	25	NR	545	644	NR	675	154	NR	805	3	NR	935	0	NR
420	51	NR	550	671	NR	680	133	NR	810	3	NR	940	0	NR
425	100	NR	555	701	NR	685	114	NR	815	2	NR	945	0	NR
430	180	NR	560	735	NR	690	98	NR	820	2	NR	950	0	NR
435	315	NR	565	768	NR	695	83	NR	825	2	NR	955	0	NR
440	514	NR	570	798	NR	700	71	NR	830	1	NR	960	0	NR
445	828	NR	575	825	NR	705	61	NR	835	1	NR	965	0	NR
450	992	NR	580	843	NR	710	52	NR	840	1	NR	970	0	NR
455	652	NR	585	848	NR	715	44	NR	845	1	NR	975	0	NR
460	382	NR	590	844	NR	720	38	NR	850	1	NR	980	0	NR
465	282	NR	595	826	NR	725	32	NR	855	1	NR	985	0	NR
470	180	NR	600	800	NR	730	28	NR	860	1	NR	990	0	NR
475	119	NR	605	762	NR	735	24	NR	865	1	NR	995	0	NR
480	101	NR	610	719	NR	740	20	NR	870	1	NR	1000	0	NR
485	98	NR	615	669	NR	745	17	NR	875	0	NR			

REPORT NUMBER: SP1-2407-157-5

Scotopic Flux vs. Wavelength



Scotopic Lumens: NR

S/P: 1.49

λ (nm)	Power W [^] /nm	Lumens (φ/nm)	λ (nm)	Power W [^] /nm	Lumens (φ/nm)	λ (nm)	Power W [^] /nm	Lumens (φ/nm)	λ (nm)	Power W [^] /nm	Lumens (φ/nm)	λ (nm)	Power W [^] /nm	Lumens (φ/nm)
360	0	NR	490	112	NR	620	618	NR	750	15	NR	880	0	NR
365	0	NR	495	153	NR	625	563	NR	755	13	NR	885	0	NR
370	0	NR	500	216	NR	630	510	NR	760	11	NR	890	0	NR
375	0	NR	505	291	NR	635	456	NR	765	9	NR	895	0	NR
380	0	NR	510	366	NR	640	407	NR	770	8	NR	900	0	NR
385	0	NR	515	436	NR	645	359	NR	775	7	NR	905	0	NR
390	0	NR	520	492	NR	650	316	NR	780	6	NR	910	0	NR
395	2	NR	525	536	NR	655	277	NR	785	5	NR	915	0	NR
400	4	NR	530	567	NR	660	240	NR	790	4	NR	920	0	NR
405	7	NR	535	596	NR	665	208	NR	795	4	NR	925	0	NR
410	12	NR	540	619	NR	670	179	NR	800	3	NR	930	0	NR
415	25	NR	545	644	NR	675	154	NR	805	3	NR	935	0	NR
420	51	NR	550	671	NR	680	133	NR	810	3	NR	940	0	NR
425	100	NR	555	701	NR	685	114	NR	815	2	NR	945	0	NR
430	180	NR	560	735	NR	690	98	NR	820	2	NR	950	0	NR
435	315	NR	565	768	NR	695	83	NR	825	2	NR	955	0	NR
440	514	NR	570	798	NR	700	71	NR	830	1	NR	960	0	NR
445	828	NR	575	825	NR	705	61	NR	835	1	NR	965	0	NR
450	992	NR	580	843	NR	710	52	NR	840	1	NR	970	0	NR
455	652	NR	585	848	NR	715	44	NR	845	1	NR	975	0	NR
460	382	NR	590	844	NR	720	38	NR	850	1	NR	980	0	NR
465	282	NR	595	826	NR	725	32	NR	855	1	NR	985	0	NR
470	180	NR	600	800	NR	730	28	NR	860	1	NR	990	0	NR
475	119	NR	605	762	NR	735	24	NR	865	1	NR	995	0	NR
480	101	NR	610	719	NR	740	20	NR	870	1	NR	1000	0	NR
485	98	NR	615	669	NR	745	17	NR	875	0	NR			

REPORT NUMBER: SP1-2407-157-5

Melanopic Flux vs. Wavelength



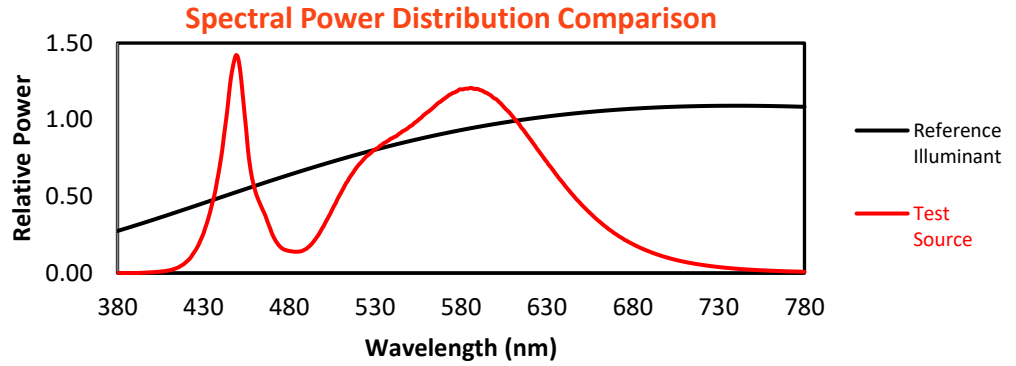
Melanopic Lumens: NR

M/P: 2.88

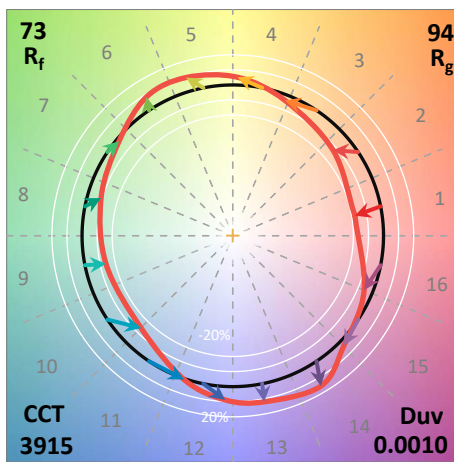
λ (nm)	Power W [^] /nm	Lumens (φ/nm)	λ (nm)	Power W [^] /nm	Lumens (φ/nm)	λ (nm)	Power W [^] /nm	Lumens (φ/nm)	λ (nm)	Power W [^] /nm	Lumens (φ/nm)	λ (nm)	Power W [^] /nm	Lumens (φ/nm)
360	0	NR	490	112	NR	620	618	NR	750	15	NR	880	0	NR
365	0	NR	495	153	NR	625	563	NR	755	13	NR	885	0	NR
370	0	NR	500	216	NR	630	510	NR	760	11	NR	890	0	NR
375	0	NR	505	291	NR	635	456	NR	765	9	NR	895	0	NR
380	0	NR	510	366	NR	640	407	NR	770	8	NR	900	0	NR
385	0	NR	515	436	NR	645	359	NR	775	7	NR	905	0	NR
390	0	NR	520	492	NR	650	316	NR	780	6	NR	910	0	NR
395	2	NR	525	536	NR	655	277	NR	785	5	NR	915	0	NR
400	4	NR	530	567	NR	660	240	NR	790	4	NR	920	0	NR
405	7	NR	535	596	NR	665	208	NR	795	4	NR	925	0	NR
410	12	NR	540	619	NR	670	179	NR	800	3	NR	930	0	NR
415	25	NR	545	644	NR	675	154	NR	805	3	NR	935	0	NR
420	51	NR	550	671	NR	680	133	NR	810	3	NR	940	0	NR
425	100	NR	555	701	NR	685	114	NR	815	2	NR	945	0	NR
430	180	NR	560	735	NR	690	98	NR	820	2	NR	950	0	NR
435	315	NR	565	768	NR	695	83	NR	825	2	NR	955	0	NR
440	514	NR	570	798	NR	700	71	NR	830	1	NR	960	0	NR
445	828	NR	575	825	NR	705	61	NR	835	1	NR	965	0	NR
450	992	NR	580	843	NR	710	52	NR	840	1	NR	970	0	NR
455	652	NR	585	848	NR	715	44	NR	845	1	NR	975	0	NR
460	382	NR	590	844	NR	720	38	NR	850	1	NR	980	0	NR
465	282	NR	595	826	NR	725	32	NR	855	1	NR	985	0	NR
470	180	NR	600	800	NR	730	28	NR	860	1	NR	990	0	NR
475	119	NR	605	762	NR	735	24	NR	865	1	NR	995	0	NR
480	101	NR	610	719	NR	740	20	NR	870	1	NR	1000	0	NR
485	98	NR	615	669	NR	745	17	NR	875	0	NR			

Summary

$R_f = 73.2$
 $R_g = 93.9$
 $CIE R_a = 71.0$
 $R_g = -38.4$

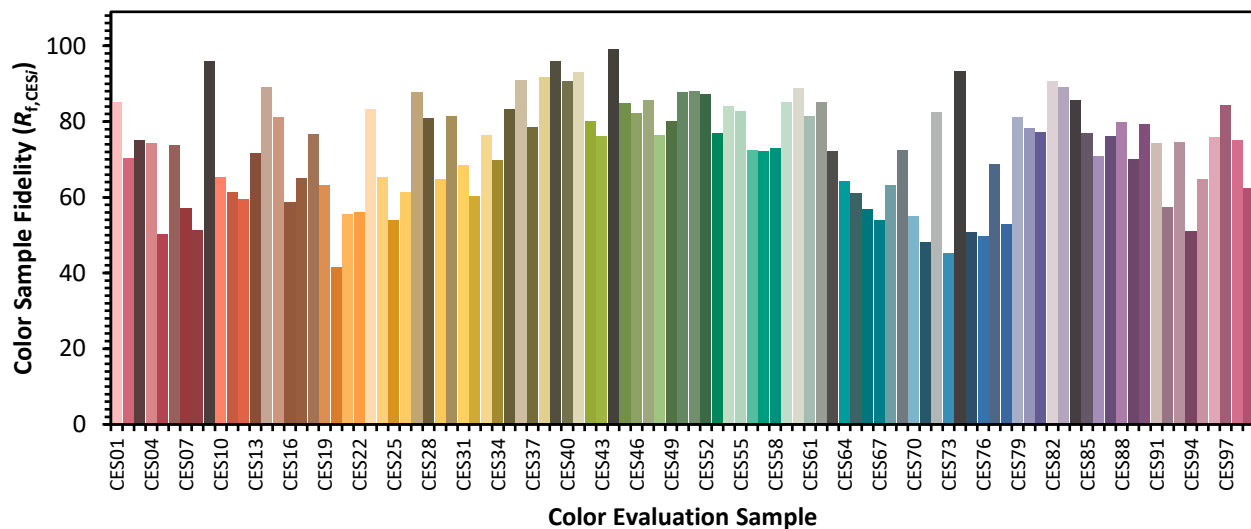


Color Vector Graphics

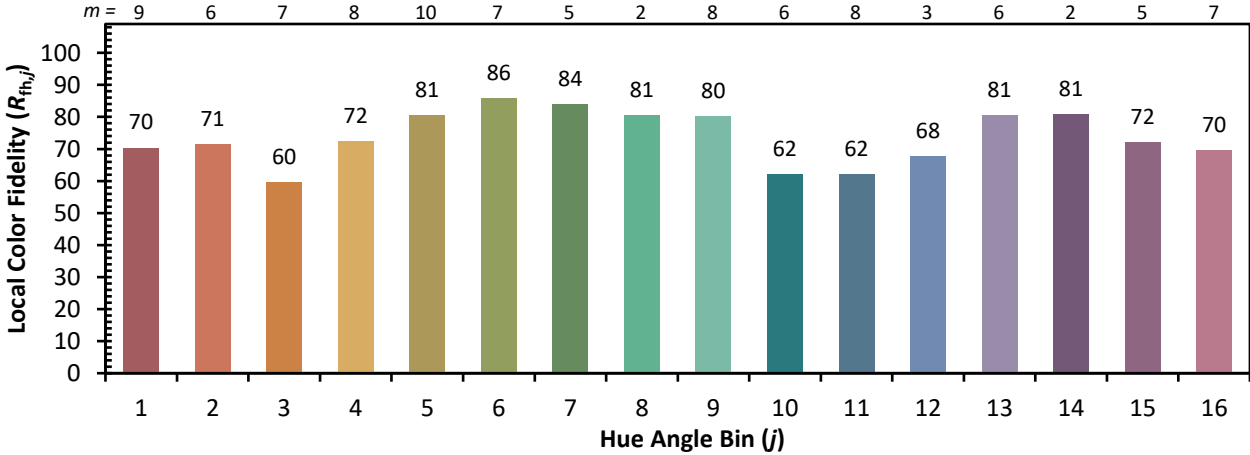
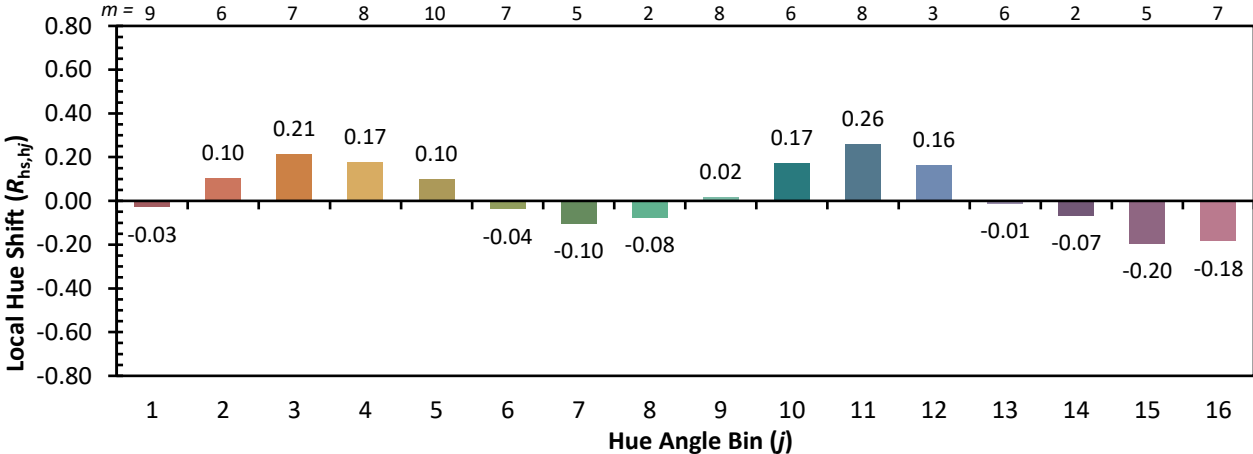
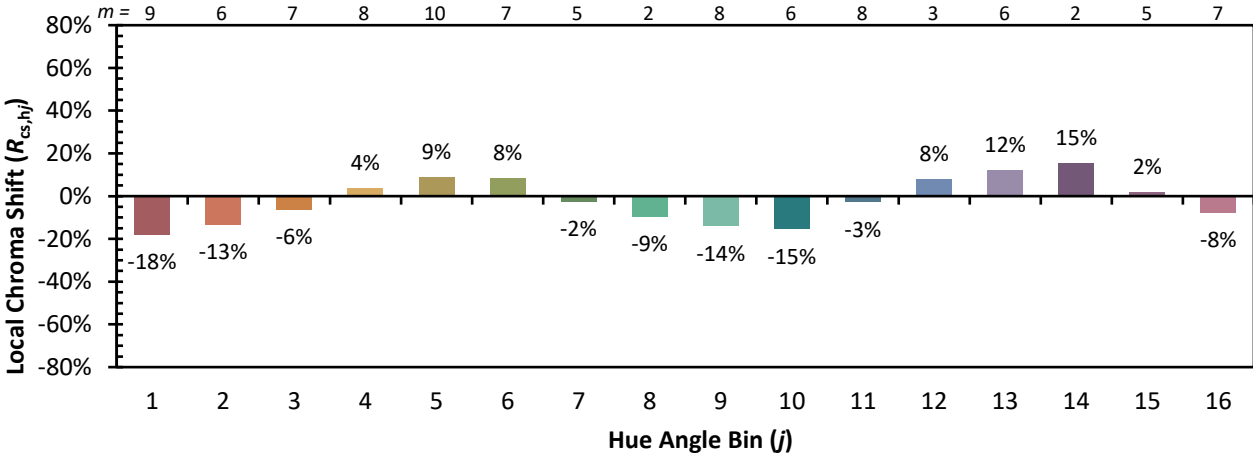


Individual Sample Fidelity Index ($R_{f,i}$)

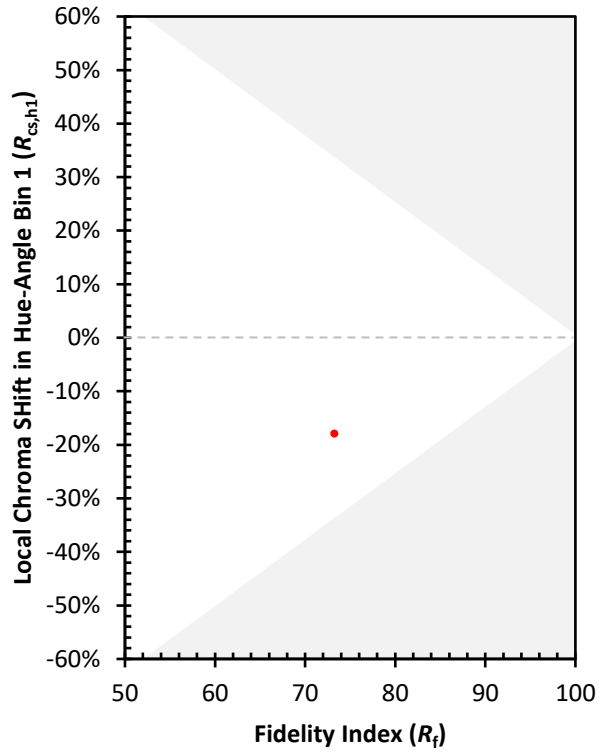
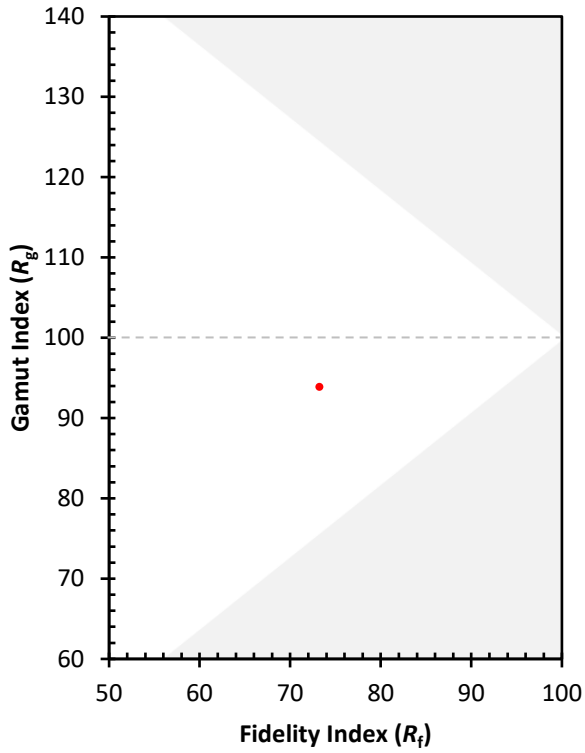
CES01 = 85	CES26 = 61	CES51 = 88	CES76 = 50
CES02 = 61	CES27 = 88	CES52 = 87	CES77 = 69
CES03 = 30	CES28 = 81	CES53 = 77	CES78 = 53
CES04 = 70	CES29 = 65	CES54 = 84	CES79 = 81
CES05 = 47	CES30 = 81	CES55 = 83	CES80 = 78
CES06 = 50	CES31 = 69	CES56 = 73	CES81 = 77
CES07 = 40	CES32 = 60	CES57 = 72	CES82 = 91
CES08 = 39	CES33 = 76	CES58 = 73	CES83 = 89
CES09 = 29	CES34 = 70	CES59 = 85	CES84 = 86
CES10 = 74	CES35 = 83	CES60 = 89	CES85 = 77
CES11 = 57	CES36 = 91	CES61 = 81	CES86 = 71
CES12 = 63	CES37 = 79	CES62 = 85	CES87 = 76
CES13 = 42	CES38 = 92	CES63 = 72	CES88 = 80
CES14 = 74	CES39 = 96	CES64 = 64	CES89 = 70
CES15 = 71	CES40 = 91	CES65 = 61	CES90 = 79
CES16 = 46	CES41 = 93	CES66 = 57	CES91 = 74
CES17 = 49	CES42 = 80	CES67 = 54	CES92 = 57
CES18 = 56	CES43 = 76	CES68 = 63	CES93 = 74
CES19 = 72	CES44 = 99	CES69 = 73	CES94 = 51
CES20 = 65	CES45 = 85	CES70 = 55	CES95 = 65
CES21 = 86	CES46 = 82	CES71 = 48	CES96 = 76
CES22 = 78	CES47 = 86	CES72 = 83	CES97 = 84
CES23 = 92	CES48 = 77	CES73 = 45	CES98 = 75
CES24 = 91	CES49 = 80	CES74 = 93	CES99 = 62
CES25 = 72	CES50 = 88	CES75 = 51	



Color Rendition by Hue-Angle Bin



Measure Comparisons



(END OF REPORT)